

Quality Improvement: Retained Surgical Items

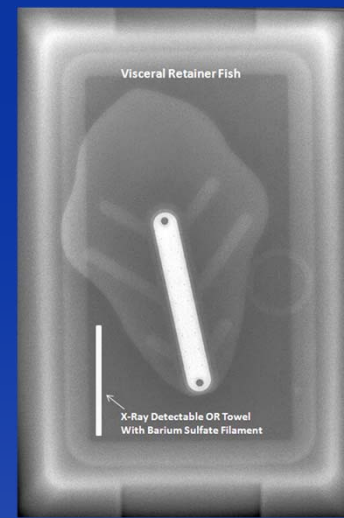
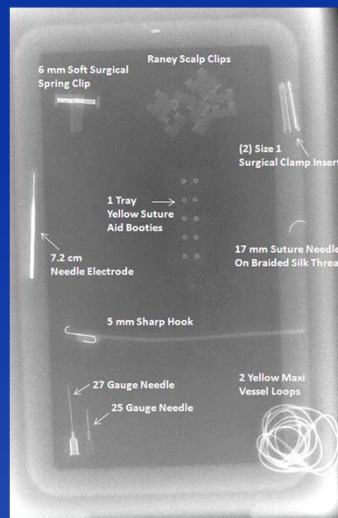


UF Protocol (2013)

- ▶ Current policy to obtain radiographic screening:
 - Emergent procedures without initial count
 - Incorrect sponge or instrument count
 - Liver transplant
 - Final abdominal closure on patients with repeated procedures
 - BMI > 40 with abdominal procedures
 - Surgical team member's discretion
- ▶ On-call radiology resident will review films for quality
- ▶ Attending radiologist will provide the final interpretation and will come into the hospital at night if necessary
- ▶ Attending to Attending communication
- ▶ If a film is anticipated, please alert radiology resident at extension 44385 at least 30 minutes before the film will be necessary.

Obtaining Radiographs

- ▶ Remove all overlying objects from the surgical field.
- ▶ Obtain multiple views of the surgical field to ensure entire compartment is included in the radiographs.

Radiographs of Surgical Items Used at UF



View these pictures at xray.ufl.edu > Patient Care > Practice Guidelines

Examples of Retained Surgical Items

